

Ready for a quick dip?

DRUGCHECK®

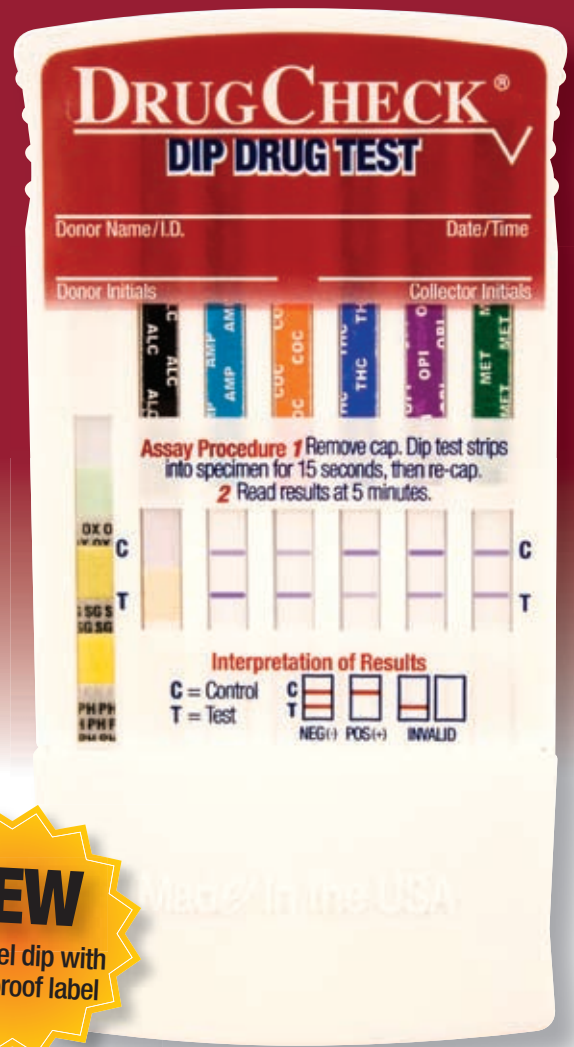
From the maker of the NxScan and NxStep OnSite Test Cups

With our new Dip Drug Test, you can now experience the same reliability and simplicity you've come to trust from the DrugCheck® name. We know dependability is your top priority. That's why we created an alternative test in a dip card format with the same accuracy and ease of use as the DrugCheck® NxStep Onsite Test Cup.

Easy, reliable, *fast*

The DrugCheck® Dip Drug Test is a rapid, qualitative immunoassay for the detection of up to 14 drugs, adulterants and/or alcohol at SAMHSA cutoff levels, in a convenient format. Simply insert the test strips in the urine sample for 15 seconds and read the results at 5 minutes.

- ✓ Simultaneous detection of up to 14 drugs, adulterants and/or alcohol
- ✓ Accurate results in 5 minutes
- ✓ No instrumentation
- ✓ Photocopy or scan results for permanent record
- ✓ Easy to read
- ✓ Made in U.S.A.
- ✓ Flood-proof
- ✓ Simple procedure
- ✓ 18-month shelf life
- ✓ No urine to pipette



Available with alcohol and/or adulterants (Specific Gravity, pH, Oxidants)



Dip device into collected urine for 15 seconds



Replace cap



Read results at 5 minutes

| | | |
|---------|---------------------------|----------------|
| AMP AMP | Amphetamine | 1000 ng/ml |
| BAR BAR | Barbiturate | 300 ng/ml |
| BZO BZO | Benzodiazepine | 300 ng/ml |
| BP BUP | Buprenorphine | 10 ng/ml |
| CO COC | Cocaine | 300 ng/ml |
| MDA MDM | Ecstasy | 500 ng/ml |
| THC THC | Marijuana | 50 ng/ml |
| MET MET | Methamphetamine | 1000 ng/ml |
| MTD MTD | Methadone | 300 ng/ml |
| OPI OPI | Opiates | 300/2000 ng/ml |
| OXY OXY | Oxycodone | 100 ng/ml |
| PPX PPX | Propoxyphene | 300 ng/ml |
| TCA TCA | Tricyclic Antidepressants | 1000 ng/ml |
| PCP PCP | Phencyclidine (PCP) | 25 ng/ml |
| ALC ALC | Alcohol | |

Preparation, Specimen Collection, Test Procedure, and Interpretation of Results

Collector/administrator should be trained on the procedures for operating the tests. Do not break the seal of the protective pouch until ready to begin testing. Visually inspect the foil package to ensure it has not been compromised before beginning the test. If the package is not intact, the integrity of the test cup or dip may be compromised.

Fresh urine specimens should be collected directly into a collection cup that include a temperature strip to validate that the urine is a freshly-voided specimen. No special handling or pre-treatment is required.

Procedure

1. Have available for use a Chain of Custody form (COC) or Test Results Record template.
2. Require the donor to present a photo identification.
3. Ask donor to remove any unnecessary outer clothing and empty all pockets.
4. Keep all backpacks and purses out of the restroom. Insure that all backpacks, wallets and purses are secured, preferably in a locked cabinet. If using a lockable cabinet or container, make sure that the donor is given the key.
5. Secure the collection site (restroom).

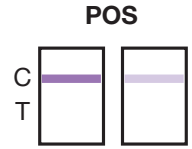
Turn off water sources (sink faucets), ensure blue toilet water, inspect site for and remove cleaners and other substances, secure toilet tank top or blue tank water.

6. Tear open the foil pouch and remove the test.
7. Issue a collection cup to the individual to be tested. Instruct the donor not to flush the toilet or turn the water on and to open the door when they are done.
8. Have donor urinate directly into the cup. Ensure that the specimen has a volume of at least 30 mL.
9. Check temperature (normal range of 90° to 100°F or 32° to 38°C) and observe specimen for foreign material and/or discoloration.
10. Remove cap. Dip test strips into specimen for 15 seconds.
11. Read drug test strip results at 5 minutes, adulterants at 1 minute, and alcohol strips at 2 minutes. Have donor and administrator sign and date the label.
14. With Test Results Record template on copier or scanner, place the Dip Drug Test face down in the Results Window opening in the template (optional).
14. Copy or scan results using Test Results Record template (optional).
15. Fill out Test Results Record with complete donor and test information.

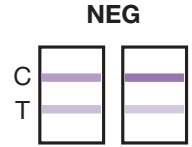
Drug Test Results

Presumptive Positive and Confirm:

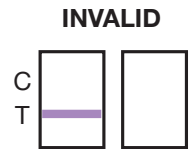
One colored line only visible in each Control Zone. No colored line whatsoever appears in the Test Zone, indicating a presumptive positive result for the corresponding drug of that specific Test Zone. Send urine specimen to a certified laboratory for confirmation.



Negative: Two colored lines visible in each Control Zone and in the Test Zone, indicating that the concentration of the drug is below the detection limit of the test or the drug is not present.



Retest: No Lines - If a colored line is not visible in the Control Zone, the test is invalid. Another test should be run to re-evaluate the specimen. Each strip in the DRUGCHECK® Dip Drug Test is read and functions independently.



An invalid result on one test strip does not invalidate other results derived from the same device.

NOTE: There is no meaning attributed to line color intensity or width. Any evidence of a line should be considered a line. In order to prevent any incorrect results, the drug test results should not be interpreted after 10 minutes; adulterant and alcohol results not after 2 minutes.

If confirmation is required, secure specimen in appropriate shipping container and send to a confirmation lab with signed COC.



Dip device into collected urine for 15 seconds



Replace cap



Read results at 5 minutes



- Testing Resources
- Training Programs
- Results record-keeping
- Refer back to past results from any computer with Internet access

Distributed by:

Preferred Drug Testing

PO Box 14, Worthington, MN 56187 • 605-366-2994

www.drugcup.com